

## Education, Science and Culture

Schools of general education and vocational schools  
(School year 2010/2011)

| Type of schools            | Number | Pupils / Students |
|----------------------------|--------|-------------------|
| Primary schools            | 76     | 14,574            |
| Secondary modern schools   | 28     | 7,902             |
| Grammar schools            | 20     | 11,196            |
| Special schools            | 18     | 2,612             |
| Free Waldorf School        | 1      | 371               |
| Second-chance Education    | 2      | 821               |
| Vocational centres         | 10     | 14,089            |
| Medical vocational school  | 1      | 149               |
| Another vocational schools | 35     | 8,061             |

Colleges and universities (winter term 2010/2011)

|  |        |
|--|--------|
| Total number of students .....                         | 36,892 |
| University Leipzig .....                               | 26,530 |
| Leipzig University of Applied Sciences .....           | 6,637  |
| AKAD. Die Privat-Hochschulen .....                     | 1,394  |
| University of Music and Theatre „F.M. Bartholdy“ ..... | 827    |
| Academy of Visual Arts .....                           | 560    |
| Leipzig University of Telecommunications .....         | 581    |
| HHL - Leipzig Graduate School of Management .....      | 363    |

Visitors in selected cultural institutions (2010)

|  |           |
|--|-----------|
| Gewandhaus Concert Hall .....  | 392,122   |
| Leipzig Opera .....  | 174,306   |
| Schauspiel Leipzig (own performances) .....                                | 103,900   |
| St Thomas's Boys Choir („Thomaner“) .....                                  | 86,640    |
| Theater der Jungen Welt .....  | 59,442    |
| Cabaret „academixer“ .....   | 67,325    |
| Cabaret „Funzel“ .....   | 33,363    |
| Stadtgeschichtliches Museum Leipzig (Museum of<br>Municipal History) ..... | 356,066   |
| Monument to the Battle of the Nations .....                                | 179,611   |
| Forum of Contemporary History .....  | 225,446   |
| Museum of Fine Arts .....  | 180,174   |
| Museum in the "Round Corner" .....   | 122,058   |
| GRASSI Museum of Applied Arts .....  | 60,816    |
| GRASSI Museum of Ethnography .....   | 42,134    |
| GRASSI Museum of Musical instruments .....                                 | 31,068    |
| Bach Archive Leipzig .....   | 50,089    |
| Natural History Museum .....   | 37,226    |
| Museum in the Mendelssohn House .....                                      | 33,317    |
| Museum of Contemporary Art .....   | 24,045    |
| Egyptian Museum .....  | 10,496    |
| Zoo Leipzig .....  | 1,560,791 |
| Leipzig Municipal Library (2010)   |           |
| Visitors .....   | 838,003   |
| Units lent .....   | 3,588,017 |
| Media .....  | 807,806   |

## Leipzig in comparison with other Cities

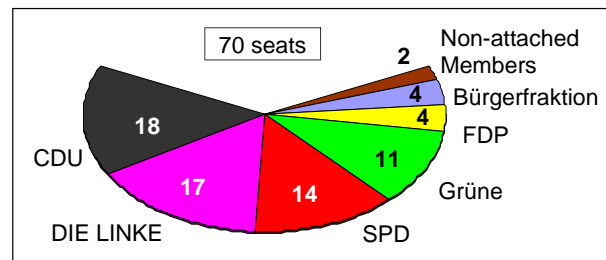
(31.12.2010)

| City           | Area         | Inhabitants with primary residence |              |              |
|----------------|--------------|------------------------------------|--------------|--------------|
|                | sq.km        | Total                              | Foreigners   | per sq.km    |
| Frankfurt a.M. | 248.3        | 679,664                            | 20.9 %       | 2,737        |
| Stuttgart      | 207.4        | 606,588                            | 22.5 %       | 2,925        |
| Duesseldorf    | 217.2        | 588,735                            | 18.2 %       | 2,711        |
| Dortmund       | 280.7        | 580,444                            | 15.8 %       | 2,068        |
| Essen          | 210.3        | 574,635                            | 12.1 %       | 2,732        |
| Bremen         | 325.4        | 547,340                            | 12.8 %       | 1,682        |
| Dresden        | 328.3        | 523,058                            | 4.7 %        | 1,593        |
| <b>Leipzig</b> | <b>297.4</b> | <b>522,883</b>                     | <b>5.8 %</b> | <b>1,758</b> |
| Hanover        | 204.1        | 522,686                            | 14.3 %       | 2,561        |
| Nuremberg      | 186.4        | 505,664                            | 16.5 %       | 2,713        |
| Duisburg       | 232.8        | 489,559                            | 16.8 %       | 2,103        |
| Chemnitz       | 220.8        | 243,248                            | 4.8 %        | 1,102        |
| Halle/Saale    | 135.0        | 232,963                            | 3.9 %        | 1,726        |
| Magdeburg      | 201.0        | 231,525                            | 3.5 %        | 1,156        |
| Erfurt         | 269.1        | 204,994                            | 3.4 %        | 762          |
| Rostock        | 181.4        | 202,735                            | 3.5 %        | 1,118        |

### Twin Cities (2011)

|                             |                              |
|-----------------------------|------------------------------|
| Addis Abeba (Ethiopia)      | Kyiv (Ukraine)               |
| Birmingham (United Kingdom) | Krakow (Poland)              |
| Bologna (Italy)             | Lyon (France)                |
| Brno (Czech Republik)       | Nanjing (China)              |
| Frankfurt a.M. (Germany)    | Thessaloniki (Greece)        |
| Hanover (Germany)           | Travnik (Bosnia-Herzegovina) |
| Houston/Texas (USA)         |                              |

### City Council – political groups (30.06.2011)



**Mayor:** Burkhard Jung (SPD; since 2006)

Detailed statistical information is available from:

Stadt Leipzig, **Amt für Statistik und Wahlen**

Post address: D-04092 Leipzig  
Office address: Burgplatz 1, Stadthaus

Phone: +49.341.123.2847 Fax: +49.341.123.2845

E-mail: statistik-wahlen@leipzig.de

Internet: <http://www.leipzig.de/statistik>

Sources: Offices for statistics of the city of Leipzig and of Saxonia  
Photo: LTM - Heinicke



“Willkommen in Leipzig”  
“Welcome to Leipzig”

## Facts and Figures

# 2011

(edition August 2011)

## Geographical situation (2011)

The city of Leipzig, located in the southeast of North German Lowland, is the largest city in Saxony and the main city of the "Metropolregion Sachsendreieck".

Geographical location of city centre ..... 51°20'north / 12°22' east  
 Altitude of Market Square ..... 113 m above sea level  
 Average Altitude ..... 123 m above sea level  
 Highest point ..... 178 m  
 Local time at 12 h Central European Time ..... 11:49:31 h

## Area and land use (2011)

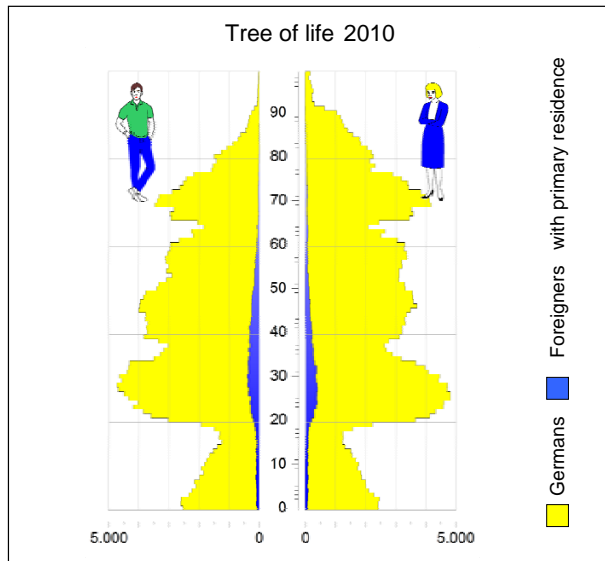
Total area ..... 297.4 sq.km  
 Buildings and enclosed areas ..... 28.4 %  
 Roads and traffic areas ..... 11.9 %  
 Recreational areas ..... 16.7 %  
 Waters ..... 2.9 %

## Population (31.12.2010)

Population with primary residence ..... 522,883  
 Male ..... 253,533  
 Female ..... 269,350  
 Germans ..... 492,686  
 Foreigners ..... 30,197  
 EU countries ..... 26.7 %  
 Russia ..... 9.1 %  
 Ukraine ..... 9.1 %  
 Vietnam ..... 8.6 %

## Age structure:

Under 6 years ..... 5.4 %  
 6 - under 15 ..... 6.0 %  
 15 - under 65 ..... 66.2 %  
 65 years and over ..... 22.4 %



## Population movements (2010)

Births ..... 5,414  
 Births per 1,000 inhabitants ..... 10.4  
 Deaths ..... 5,788  
 Deaths per 1,000 inhabitants ..... 11.2  
 Marriages ..... 1,461  
 Divorces ..... 876  
 Persons moving to Leipzig ..... 27,893  
 Persons leaving Leipzig ..... 23,534  
 Persons moving within Leipzig ..... 51,542

## Labour market

Persons engaged in business (2010) ..... 243,500  
 Production industries ..... 45,800  
 Distributive trade, transport and communications ..... 58,200  
 Other sectors ..... 139,500

## Employees with subject to social security contributions (2010)

Working place Leipzig ..... 211,234  
 Residence Leipzig ..... 169,862

## Commuter (2010)

People commuting into the city ..... 85,219  
 People commuting out of the city ..... 43,847

## Unemployment (2010)

Unemployed persons total ..... 33,139  
 Male ..... 18,428  
 Female ..... 14,711

## Economy

### Business notifications (2010)

Registrations ..... 6,512  
 Deregistrations ..... 6,965

### Number of firms (2010)

Chamber of Commerce and Industry ..... 40,179  
 Chamber of Skilled Crafts and Trades ..... 5,099

### Manufacturing (2010; firms with at least 50 employees)

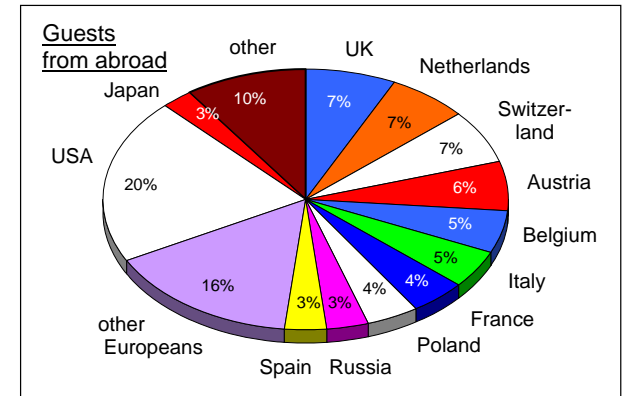
Local units ..... 65  
 Employees ..... 12,000  
 Turnover ..... 6,056.1 million €  
 Foreign turnover ..... 3,392.0 million €

### Construction (2010; firms with at least 20 employees)

Local units ..... 108  
 Employees ..... 5,786  
 Turnover ..... 661.4 million €

## Tourism (2010)

Guests ..... 1,121,257  
 guests from abroad ..... 199,777  
 Overnight stays ..... 2,023,400  
 guests from abroad ..... 395,127  
 Average stay in nights ..... 1.8



Hotels ..... 40 with 7,953 beds  
 Pensions ..... 25 with 576 beds  
 Hotels garnis ..... 27 with 2,972 beds

## Trade fairs and Exhibitions (2010)

| Leipziger Messe GmbH     | Exhibitors | Visitors  |
|--------------------------|------------|-----------|
| Total (number: 29)       | 10,000     | 1,300,000 |
| Auto Mobil International | 465        | 282,000   |
| Haus-Garten-Freizeit     | 865        | 174,000   |
| Leipziger Buchmesse      | 2,071      | 156,000   |
| modell-hobby-spiel       | 640        | 98,600    |

## Traffic and Transport (2010)

Motorways and federal roads  
 A9, A14, A38, B2, B6, B87, B181, B184, B186

Roads in Leipzig - Length total ..... 1,749 km  
 Motorways, federal and states roads ..... 171 km

Public local transport - LVB  
 Network (tram and bus) ..... 1,259 km  
 Passengers (tram and bus) ..... 134.3 million

Motor vehicles total ..... 223,700

## Leipzig-Halle Airport (2009)

Passengers ..... 2,352,827  
 Starts and landings ..... 62,247  
 Air freight ..... 663,024 t